

GARDEN WINDOW PRODUCT INFORMATION



GARDEN WINDOW

— PRODUCT INFORMATION —

UNDERSTANDING YOUR GARDEN WINDOW

FEATURES

- A** 1" ComforTech™ DC Double Glazed Clear Glass (Double-Glazed Low E with Argon also available)
- B** Twin-sealing, fully screened, operating casements with external glazing for improved weather protection
- C** Locks and operators are conveniently mounted to the inside front area for easy access
- D** The multi-point locking system provides a tighter seal and additional security
- E** Both the venting sashes and deadlites have a built-in weep system
- F** The projection of the window from the exterior wall face is a constant 17 inches

- G** FlexScreen® screens in both operating sashes
- H** OPTIONAL - One or two adjustable glass shelves with polished edges, brackets and standards. Depending on the width of the unit, the glass thickness will either be $\frac{3}{8}$ " or $\frac{1}{2}$ ".
- I** Vinyl frame will not chip, rot, peel and will never need to be painted

Highly Recommended: Insulation board with a "R" value of 5 can be installed under the seat board to increase the "R" value to 6.22. This 1" thick lightweight rigid material is waterproof.



STRUCTURAL FEATURES

AAMA Certified DP-50 (R-50) rating for units 60.5" x 60.5" and smaller (although units of a larger size do not have the same R-50 "Coastal Rating", they still provide all of the features and options of the smaller sizes.)

Full welded, rigid PVC frame for greater strength and stability

Center mullion contains aluminum and steel reinforcements

Top slope insulating glass (a constant 35-degree pitch) is tempered for improved safety and unit integrity

Snap-in sill cover for seat board provides aesthetic appeal and weather resistance

Exterior grade plywood head board, seat board and jamb are 1 ¼" for improved structural and thermal performance

Operators are sealed to prevent air and water infiltration

Engineered for both new construction and remodeling applications

Knee brace supports are not needed

Size Limitations:

<u>Width</u>	<u>Height</u>	<u>Maximum</u>
24" to 72"	32" to 60"	120" U.I.

*Garden windows require additional lead time. Garden windows are manufactured by Ventana USA; however, they are covered by ProVia's **Lifetime Limited Warranty.***



COLORS

Garden windows are available in two solid vinyl colors and one interior woodgrain option. Remember, each room in your house is unique, so your windows should be too. Choose a color to complement your room's style.

Vinyl Color Options

Exterior
Interior

White
White

White
Classic Oak

Beige
Beige

Classic Oak is a laminated option.

Exterior Paint Finish Options

Snow Mist Café Cream Chateau Sandpiper Beige Sandstone Sterling Gray Clay

Geneva Blue Enzian Blue Forest Green Vallis Red Mountain Berry Rustic Bronze Tudor Brown

Coal Black Classic Bronze

Always refer to our color selector for accurate vinyl and paint color representation.

Head Board, Seat Board & Jamb Colors

Oak Veneer* Birch Veneer* White Pionite Beige Pionite

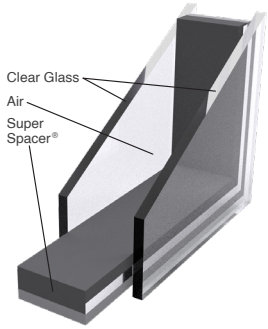
** Unfinished*

Hardware Colors

White Beige



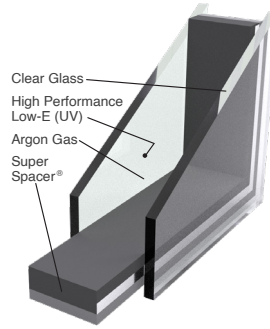
GLASS PACKAGES



ComforTech™ DC
 ●●○○○○○○○○○○
R-Value of 2

Baseline double glazed glass package, with two panes of clear glass and the air space acting as an insulator. No Argon gas.

DC Glass is recommended if planning to use your Garden Window for plants. Clear glass will let in the most sunlight.




ComforTech™ DLA
 ●●●●○○○○○○○○
R-Value of 4

Double glazed glass package with high performance Low-E coating applied to one pane. Insulating chamber is filled with Argon gas.

Privacy Options


Choose from five different types of glass if you need light to filter in, yet want to maintain privacy. These glass styles look great in rooms where privacy is important.



CHINCHILLA



TAFFETA



WATERFALL



GLUECHIP




OBSCURE PEBBLE

Actual privacy levels will vary depending on your distance from the glass and also the amount of light in the room in comparison to the light outside your home. For extra privacy, choose two panes of privacy glass, rather than just one.

FLEXSCREEN®

Nearly indestructible. Barely visible. Available with BetterVue or Heavy Duty Fiberglass Mesh.



SIMPLE DESIGN

PVC coated spring steel frame with no attachment hardware.

EFFORTLESS INSTALLATION

Simply hold the screen in your hands, bend the sides in, and fit FlexScreen into your screen pocket.

DAMAGE RESISTANT

No more bent aluminum frames, scratched paint and broken hardware.

BEAUTIFULLY INVISIBLE

FlexScreen easily hides in the window screen pocket, drastically improving sight lines.

Lifetime Limited Warranty





“To serve, by caring for details in ways others won’t.” It’s not just our mission, but a way of letting our light shine every day at ProVia®. We continually strive to put these words into action by providing unmatched quality and service. The P-icon symbolizes each employee’s commitment to devoting the utmost care, pride and quality into each building product we manufacture...it’s The Professional Way.



Distributed by: